

Scaled data based on original data using  
LM-79-08 Approved Method: Electrical and Photometric Measurements of Solid-  
State Lighting Products

Test Report Prepared for  
Cooper Lighting Solutions  
(formerly Eaton)

Brand: INVUE

Report Number: P675637

Luminaire Tested: **CCW-SA-2A-850-U-SL3**

Issue Date: 04/25/2023



**Test Information**

Test Method: LM-79-08  
Report Number: P675637  
Test Lab: INNOVATION CENTER(G1)  
Issue Date: 04/25/2023  
Manufacturer: COOPER LIGHTING SOLUTIONS (FORMERLY EATON)  
Product Line: INVUE  
Catalog Number: CCW-SA-2A-850-U-SL3  
Description: INVUE CLEAR CURVE Wall Pack MOUNT LIGHT SQUARE LUMINAIRE @350mA w/  
SL3 distribution lens  
Light Source: (32) 5000K CCT, 80 CRI LEDs  
Ballast/Driver: ELECTRONIC DRIVER

**Summary**

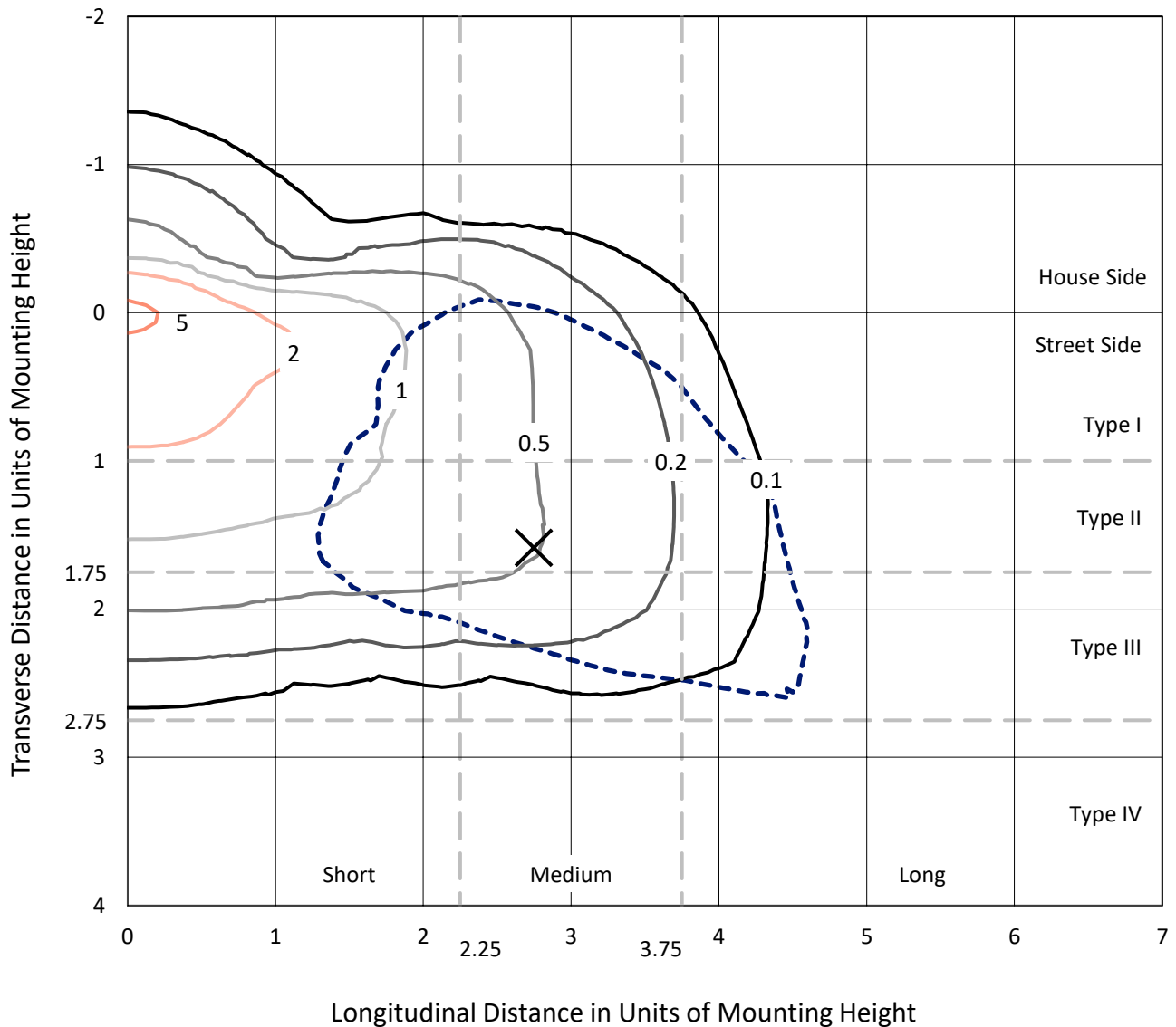
Lumens per Lamp: N/A  
Luminaire Lumens: 4720.8 lumens  
Efficiency: N/A  
Efficacy: 130.4 lumens/watt  
Luminous Opening: Rectangular (W 1' x L: 1' x H: 0')  
IES Classification: Type III - Medium  
BUG Rating: B1 - U0 - G2

Input Watts (W): 36.2  
Input Voltage (V): 120  
Input Current (A<sub>in</sub>): NR  
Voltage Rise (V): NR  
Power Factor: NR  
Total Harmonic Distortion (THDi): NR  
Frequency (hertz): 60  
Stabilization Time: NR  
Operation Time: NR  
Ambient Temperature (°C): NR  
Test Distance: 25 FT

REPORT NUMBER: P675637  
 CATALOG NUMBER: CCW-SA-2A-850-U-SL3

### Iso-Footcandle Lines of Horizontal Illumination

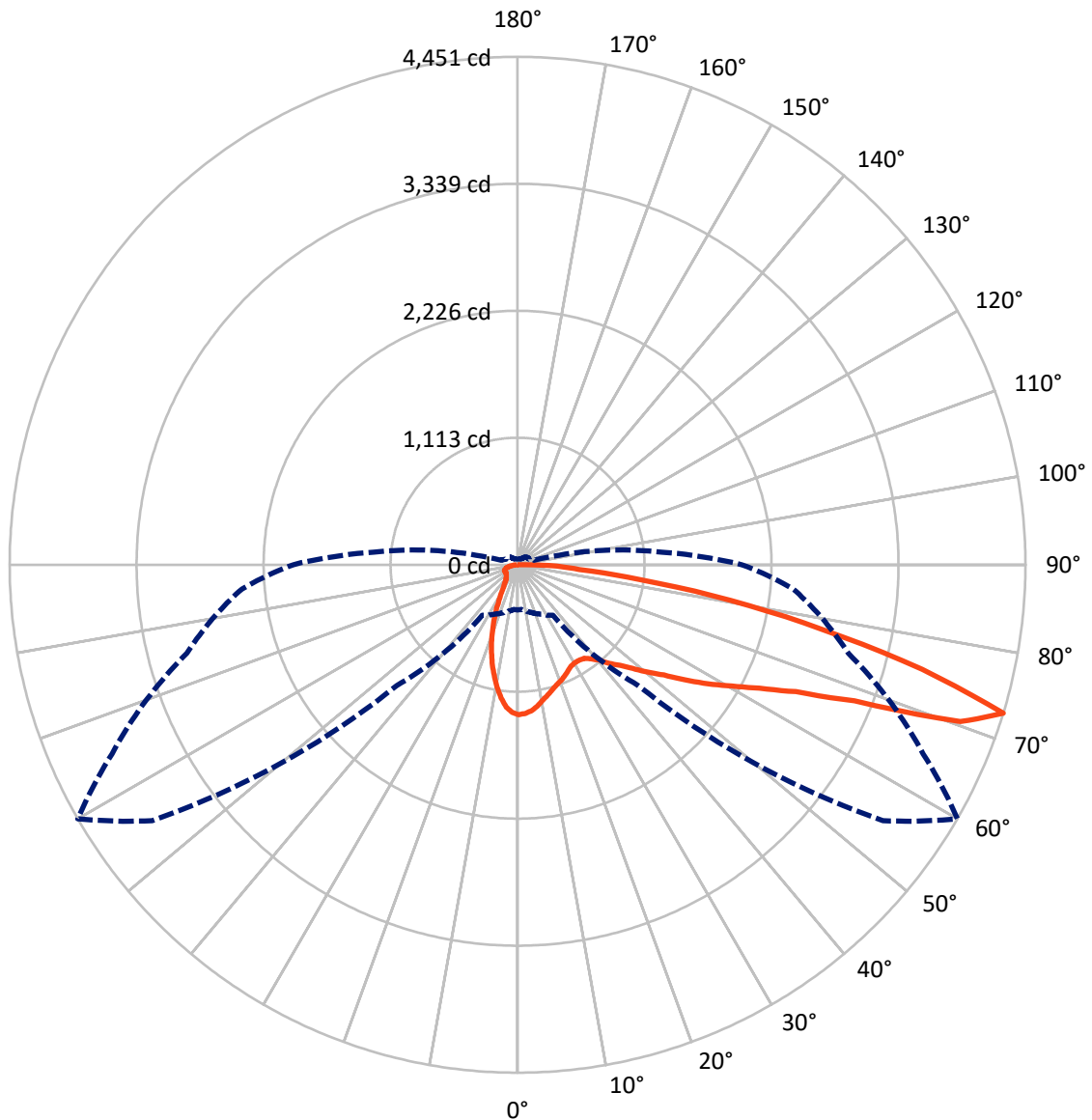
× Max cd  
 - - - 1/2 Max cd



Based on 15 foot mounting height. Maximum calculated value = 5.8 fc  
 Type III - Medium - N/A

REPORT NUMBER: P675637  
CATALOG NUMBER: CCW-SA-2A-850-U-SL3

### Luminous Intensity Polar Plot



— Vertical Plane Through 60-Deg Lateral      - - - Horizontal Cone Through 72.5-Deg Vertical

REPORT NUMBER: P675637  
 CATALOG NUMBER: CCW-SA-2A-850-U-SL3

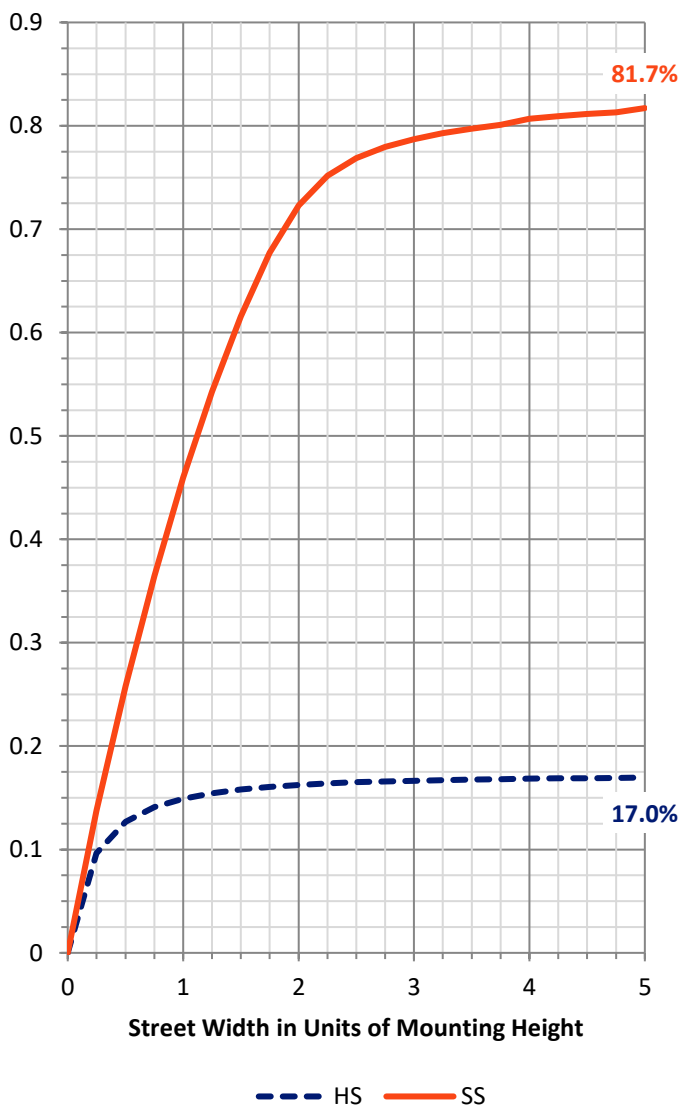
**FLUX DISTRIBUTION:**

		Downward	Upward	Total
<b>House Side</b>	Lumens	810.9	0.0	810.9
	% Fixture	17.2	0.0	17.2
<b>Street Side</b>	Lumens	3909.8	0.0	3909.8
	% Fixture	82.8	0.0	82.8
<b>Total</b>	Lumens	4720.8	0.0	4720.8
	% Fixture	100.0	0.0	100.0

**Coefficient of Utilization**

**ZONAL LUMENS:**

Zone	Lumens	% Fixture
0°-10°	113.9	2.4
10°-20°	258.4	5.5
20°-30°	330.7	7.0
30°-40°	423.0	9.0
40°-50°	580.2	12.3
50°-60°	839.1	17.8
60°-70°	1151.1	24.4
70°-80°	863.8	18.3
80°-90°	160.6	3.4
90°-100°	0.0	0.0
100°-110°	0.0	0.0
110°-120°	0.0	0.0
120°-130°	0.0	0.0
130°-140°	0.0	0.0
140°-150°	0.0	0.0
150°-160°	0.0	0.0
160°-170°	0.0	0.0
170°-180°	0.0	0.0
0°-90°	4720.8	100.0
0°-180°	4720.8	100.0

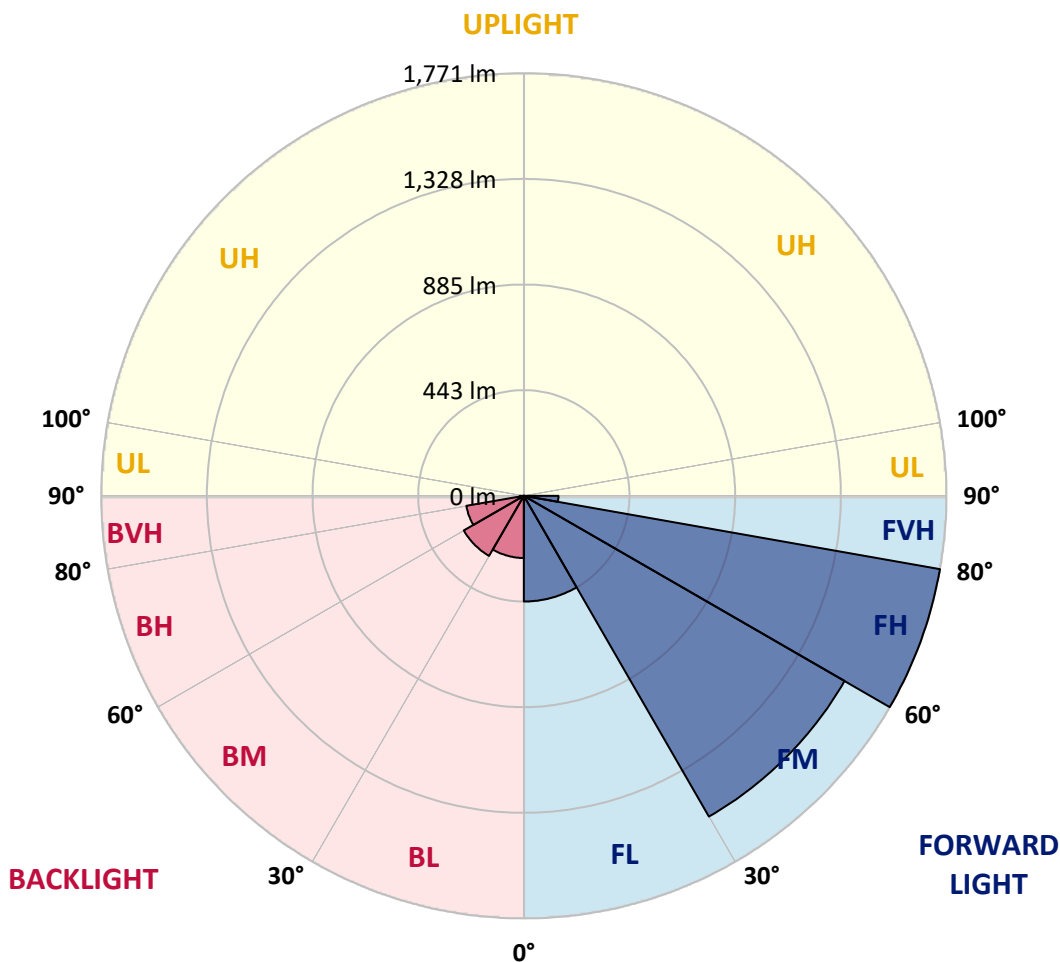


REPORT NUMBER: P675637  
 CATALOG NUMBER: CCW-SA-2A-850-U-SL3

**LUMINAIRE CLASSIFICATION SYSTEM LUMEN TABLE AND BUG RATING:**

Zone	Lumens	% Fixture	Zone Rating/Lumen Limit		
			B	U	G
FL (0°-30°)	442.6	9.4			
FM (30°-60°)	1551.7	32.9			
FH (60°-80°)	1770.6	37.5			G1/1800
FVH (80°-90°)	144.9	3.1			G2/225
BL (0°-30°)	260.3	5.5	B1/500		
BM (30°-60°)	290.6	6.2	B1/1000		
BH (60°-80°)	244.4	5.2	B1/500		G1/500
BVH (80°-90°)	15.6	0.3			G1/100
UL (90°-100°)	0.0	0.0		U0/0	
UH (100°-180°)	0.0	0.0		U0/0	

**BUG Rating: B1-U0-G2**  
 Type III Medium





REPORT NUMBER: P675637

CATALOG NUMBER: CCW-SA-2A-850-U-SL3

**CANDELA DISTRIBUTION (FULL):**

	0°	5°	15°	25°	35°	45°	55°	60°	65°	75°	85°
0°	1314.5	1314.5	1314.5	1314.5	1314.5	1314.5	1314.5	1314.5	1314.5	1314.5	1314.5
2.5°	1286.4	1298.7	1302.2	1302.2	1312.7	1300.4	1318.0	1304.0	1307.5	1312.7	1309.2
5°	1224.9	1246.0	1233.7	1256.5	1247.7	1263.5	1284.6	1284.6	1279.4	1289.9	1281.1
7.5°	1165.1	1158.1	1179.2	1179.2	1193.2	1214.3	1231.9	1249.5	1251.2	1254.8	1253.0
10°	1084.3	1093.1	1103.6	1117.7	1135.3	1156.3	1193.2	1207.3	1210.8	1231.9	1226.6
12.5°	1017.5	1029.8	1036.8	1065.0	1080.8	1110.7	1152.8	1172.2	1173.9	1203.8	1203.8
15°	968.3	975.3	991.1	1001.7	1036.8	1079.0	1119.4	1137.0	1156.3	1188.0	1179.2
17.5°	934.9	943.7	950.7	964.8	998.2	1033.3	1096.6	1107.1	1130.0	1175.7	1165.1
20°	915.6	917.3	927.9	936.7	966.5	999.9	1056.2	1084.3	1114.2	1154.6	1144.0
22.5°	919.1	912.1	910.3	922.6	927.9	959.5	1028.1	1057.9	1100.1	1147.6	1130.0
25°	926.1	927.9	924.4	913.8	915.6	943.7	989.4	1028.1	1075.5	1145.8	1110.7
27.5°	943.7	952.5	938.4	927.9	917.3	927.9	975.3	1003.5	1056.2	1154.6	1108.9
30°	961.3	970.1	966.5	950.7	929.6	926.1	959.5	994.7	1045.6	1161.6	1108.9
32.5°	987.6	999.9	987.6	992.9	968.3	952.5	964.8	996.4	1056.2	1186.2	1110.7
35°	1017.5	1028.1	1031.6	1019.3	1014.0	984.1	991.1	1007.0	1066.7	1214.3	1128.2
37.5°	1050.9	1063.2	1073.7	1075.5	1057.9	1040.4	1036.8	1045.6	1093.1	1263.5	1147.6
40°	1073.7	1080.8	1101.9	1119.4	1124.7	1100.1	1098.3	1098.3	1140.5	1307.5	1182.7
42.5°	1112.4	1108.9	1138.8	1170.4	1179.2	1165.1	1168.6	1182.7	1207.3	1370.7	1238.9
45°	1131.7	1128.2	1163.4	1216.1	1256.5	1249.5	1253.0	1258.3	1281.1	1470.9	1333.8
47.5°	1158.1	1161.6	1212.6	1272.3	1314.5	1339.1	1358.4	1356.7	1374.3	1572.8	1439.3
50°	1184.5	1191.5	1253.0	1316.3	1390.1	1432.2	1460.4	1479.7	1497.3	1680.0	1560.5
52.5°	1235.4	1242.5	1311.0	1379.5	1474.4	1535.9	1606.2	1604.5	1606.2	1787.2	1681.8
55°	1309.2	1311.0	1351.4	1430.5	1558.8	1671.2	1767.9	1778.4	1748.6	1920.8	1820.6
57.5°	1393.6	1400.6	1435.8	1495.5	1625.6	1801.3	1948.9	1970.0	1889.2	2029.7	1947.2
60°	1472.7	1477.9	1532.4	1601.0	1741.5	1964.7	2131.7	2156.3	2068.4	2163.3	2079.0
62.5°	1383.0	1409.4	1506.1	1662.5	1945.4	2212.5	2363.6	2379.5	2242.4	2298.6	2219.5
65°	1107.1	1124.7	1263.5	1516.6	1959.5	2662.4	2722.1	2680.0	2481.4	2472.6	2432.2
67.5°	616.8	630.9	725.8	991.1	1650.2	2831.1	3493.6	3184.3	2852.2	2734.4	2720.4
70°	486.8	490.3	502.6	557.1	915.6	2495.4	4101.7	4115.7	3458.5	3094.7	2781.9
72.5°	395.4	393.6	430.6	478.0	541.3	1497.3	3910.1	4451.4	3922.4	2999.8	2423.4
75°	302.3	307.5	355.0	423.5	495.6	704.7	2917.2	3662.3	3674.6	2796.0	2043.8
77.5°	230.2	232.0	284.7	374.3	485.0	497.3	1903.2	2729.2	2741.5	2165.1	1126.5
80°	172.2	172.2	216.2	316.3	472.7	458.7	1172.2	1892.7	1713.4	760.9	246.0
82.5°	98.4	105.4	144.1	240.8	428.8	441.1	660.8	1084.3	724.0	207.4	114.2
85°	52.7	54.5	87.9	161.7	353.2	421.8	504.4	539.5	288.2	110.7	52.7
87.5°	19.3	19.3	40.4	82.6	223.2	312.8	400.7	344.4	165.2	51.0	26.4
90°	0.0	0.0	0.0	0.0	0.0	0.0	0.0	0.0	0.0	0.0	0.0



REPORT NUMBER: P675637  
 CATALOG NUMBER: CCW-SA-2A-850-U-SL3

**CANDELA DISTRIBUTION (continued):**

	90°	95°	105°	115°	125°	135°	145°	155°	165°	175°	180°
0°	1314.5	1314.5	1314.5	1314.5	1314.5	1314.5	1314.5	1314.5	1314.5	1314.5	1314.5
2.5°	1312.7	1305.7	1300.4	1305.7	1286.4	1277.6	1288.1	1282.9	1272.3	1267.1	1263.5
5°	1286.4	1277.6	1268.8	1263.5	1242.5	1221.4	1210.8	1189.7	1172.2	1177.4	1166.9
7.5°	1258.3	1249.5	1223.1	1198.5	1156.3	1114.2	1094.8	1065.0	1054.4	1045.6	1040.4
10°	1223.1	1207.3	1166.9	1117.7	1056.2	1008.7	959.5	924.4	887.5	871.6	876.9
12.5°	1179.2	1170.4	1107.1	1031.6	945.5	866.4	808.4	752.1	702.9	676.6	669.6
15°	1159.9	1133.5	1042.1	941.9	833.0	734.6	648.5	550.1	492.1	463.9	463.9
17.5°	1138.8	1089.6	980.6	843.5	718.8	592.2	471.0	381.3	335.7	319.8	319.8
20°	1105.4	1050.9	908.6	750.4	599.3	446.4	337.4	288.2	274.1	263.6	265.4
22.5°	1080.8	1014.0	841.8	659.0	474.5	332.1	265.4	249.5	244.3	240.8	242.5
25°	1052.7	970.1	771.5	560.6	372.6	261.8	230.2	223.2	226.7	228.5	228.5
27.5°	1029.8	933.2	699.4	455.2	281.2	221.4	207.4	205.6	212.6	216.2	217.9
30°	1014.0	899.8	629.1	358.5	224.9	196.8	189.8	189.8	198.6	202.1	203.9
32.5°	998.2	871.6	553.6	274.1	191.6	175.7	174.0	175.7	181.0	181.0	182.8
35°	1003.5	845.3	481.5	221.4	172.2	161.7	161.7	161.7	163.4	165.2	165.2
37.5°	1014.0	838.3	404.2	186.3	158.2	151.1	151.1	149.4	151.1	149.4	151.1
40°	1024.5	827.7	333.9	165.2	149.4	144.1	142.3	138.8	137.1	137.1	138.8
42.5°	1068.5	841.8	274.1	151.1	142.3	138.8	133.6	130.0	128.3	128.3	128.3
45°	1124.7	868.1	226.7	144.1	137.1	128.3	124.8	123.0	119.5	121.3	123.0
47.5°	1209.1	908.6	198.6	138.8	131.8	121.3	117.7	114.2	114.2	117.7	117.7
50°	1319.8	975.3	181.0	133.6	126.5	116.0	110.7	109.0	109.0	114.2	114.2
52.5°	1439.3	1052.7	174.0	131.8	121.3	110.7	105.4	103.7	103.7	110.7	110.7
55°	1558.8	1147.6	179.3	131.8	117.7	105.4	100.2	96.7	98.4	103.7	103.7
57.5°	1690.6	1249.5	205.6	131.8	114.2	103.7	96.7	91.4	93.1	94.9	94.9
60°	1834.7	1383.0	251.3	131.8	112.5	100.2	91.4	84.4	84.4	86.1	86.1
62.5°	1980.5	1514.8	316.3	133.6	114.2	98.4	84.4	77.3	75.6	77.3	77.3
65°	2172.1	1725.7	381.3	133.6	119.5	94.9	79.1	70.3	68.5	68.5	70.3
67.5°	2441.0	1876.9	295.2	128.3	123.0	94.9	73.8	65.0	61.5	61.5	61.5
70°	2298.6	1583.4	188.0	119.5	117.7	98.4	70.3	59.8	56.2	54.5	54.5
72.5°	1968.2	1267.1	151.1	112.5	109.0	96.7	66.8	56.2	51.0	49.2	49.2
75°	1578.1	999.9	131.8	101.9	94.9	80.8	61.5	51.0	47.4	43.9	43.9
77.5°	773.2	418.3	100.2	89.6	80.8	61.5	54.5	47.4	42.2	38.7	38.7
80°	193.3	145.9	73.8	70.3	59.8	47.4	43.9	40.4	36.9	33.4	33.4
82.5°	103.7	86.1	52.7	47.4	40.4	33.4	33.4	31.6	29.9	26.4	24.6
85°	52.7	51.0	35.1	31.6	26.4	21.1	22.8	22.8	21.1	15.8	15.8
87.5°	28.1	28.1	17.6	14.1	12.3	10.5	10.5	10.5	8.8	7.0	7.0
90°	0.0	0.0	0.0	0.0	0.0	0.0	0.0	0.0	0.0	0.0	0.0

(END OF REPORT)